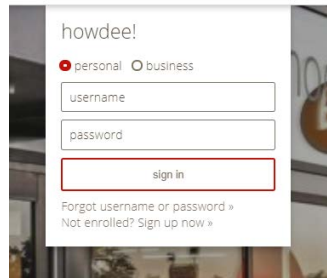


How to Enroll in Online Banking

Access from anywhere

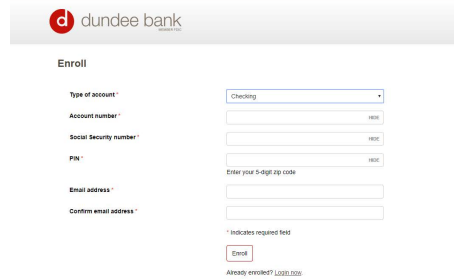
Step 1

Go to dundeebanking.com. Find the Online Banking portal at the top left of the page. Select **Not enrolled? Sign up now**.

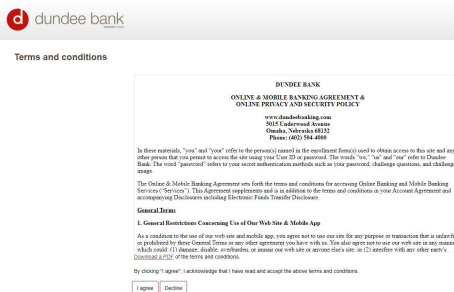


Step 2

Complete the enrollment information and select **Enroll**.

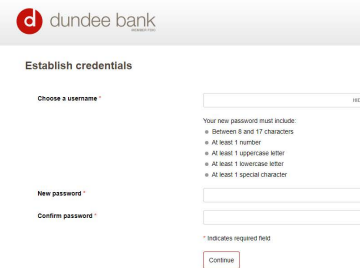


Review and agree the the Terms and Conditions by selecting **I agree** at the bottom of the page.

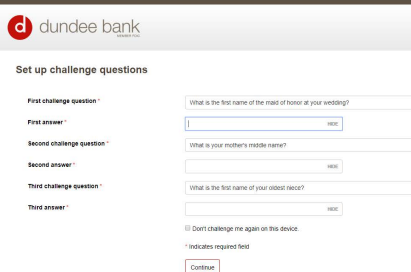


Step 3

Select a password that meets the requirements listed.



Then select and answer challenge questions. Select **Continue**.



Step 4

Once logged in, you will be asked to enroll in mobile banking. You can choose **Enroll**, **Ask me later**, or **Decline**.



Mobile banking enrollment

You will also notice an Alerts prompt. Select **Enroll** if you wish to enroll and follow the prompts to set up alerts.



Home

Alerts

Stay Alert
Know about changes to your finances and online security. Choose when and what alerts you get by email or text message.